

HOUSE ^{OF}
FINN JUHL





DESIGNS ^{BY} FINN JUHL

GRASSHOPPER CHAIR ¹⁹³⁸ / PELICAN CHAIR ¹⁹⁴⁰ / PELICAN TABLE ¹⁹⁴⁰ /

POET SOFA ¹⁹⁴¹ / LITTLE MOTHER SOFA 2-SEATER ¹⁹⁴⁵ /

LITTLE MOTHER SOFA 3-SEATER ¹⁹⁴⁵ / 45 CHAIR ¹⁹⁴⁵ /

KAUFMANN TABLE ¹⁹⁴⁵ / NYHAVN DESK ¹⁹⁴⁵ / 46 CHAIR ¹⁹⁴⁶ /

46 ARMCHAIR ¹⁹⁴⁶ / 46 SOFA ¹⁹⁴⁶ / 108 CHAIR ¹⁹⁴⁶ / 109 CHAIR ¹⁹⁴⁶ /

ART COLLECTOR'S TABLE ¹⁹⁴⁸ / 48 CHAIR ¹⁹⁴⁸ / EYE TABLE ¹⁹⁴⁸ /

48 SOFA BENCH ¹⁹⁴⁸ / BOVIRKE TABLE ¹⁹⁴⁸ / SILVER TABLE ¹⁹⁴⁸ /

EGYPTIAN CHAIR ¹⁹⁴⁹ / CHIEFTAIN CHAIR ¹⁹⁴⁹ / BUTTERFLY TABLE ¹⁹⁴⁹ /

CHIEFTAIN SOFA ¹⁹⁴⁹ / WALL SOFA ¹⁹⁵⁰ / COCKTAIL BENCH ¹⁹⁵¹ /

COCKTAIL TABLE ¹⁹⁵¹ / BAKER SOFA ¹⁹⁵¹ / 53 CHAIR ¹⁹⁵³ / 53 SOFA ¹⁹⁵³ /

77 SOFA 2-SEATER ¹⁹⁵³ / 77 SOFA 3-SEATER ¹⁹⁵³ / TABLE BENCH ¹⁹⁵³ /

NYHAVN DINING TABLE ¹⁹⁵³ / READING CHAIR ¹⁹⁵³ / JAPAN CHAIR ¹⁹⁵³ /

JAPAN SOFA 2-SEATER ¹⁹⁵³ / JAPAN SOFA 3-SEATER ¹⁹⁵³ /

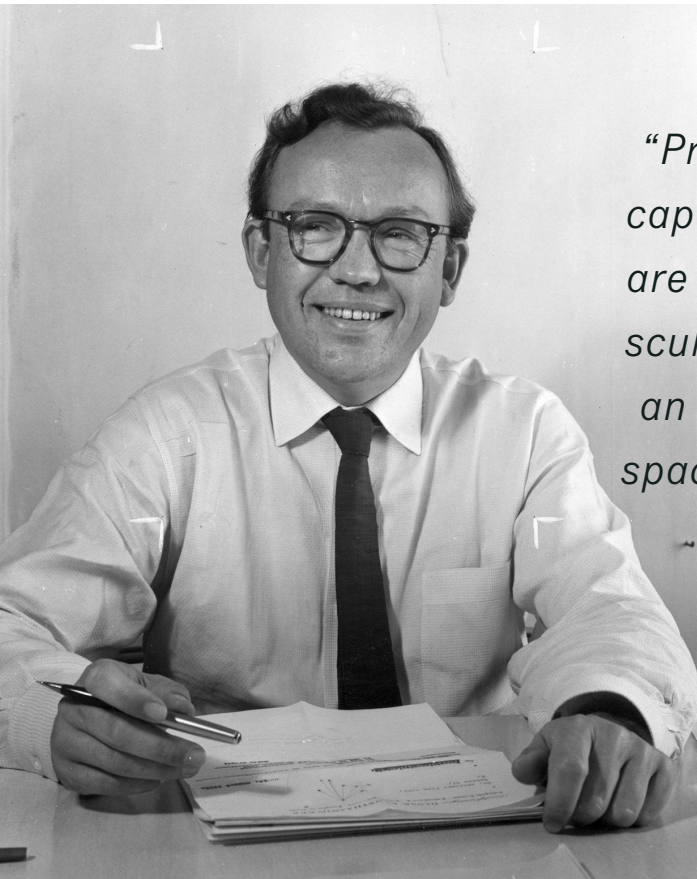
PANEL SYSTEM ¹⁹⁵³ / SIDEBORD ¹⁹⁵⁵ / FRANCE CHAIR ¹⁹⁵⁶ / 57 SOFA ¹⁹⁵⁷ /

GLOVE CABINET ¹⁹⁶¹ / CIRCLE RUG ¹⁹⁶³ / TRAY TABLE ¹⁹⁶⁵ /

FINN JUHL'S FURNITURE

Finn Juhl was deeply inspired by modern art. With the mindset of a sculptor, he was undisputedly a pioneering figure within furniture design. However, he also took on a pivotal and innovative role as a functionalistic architect, and especially as an interior designer. In this respect, Finn Juhl became internationally acclaimed during the 1950s. He focused on creating holistic design solutions ("Gesamtkunstwerk"). With an "Inside-Out" approach to design, he defined space, furniture, light and colour based on human needs and demands for function.

Finn Juhl played a defining role of the epochal "Danish Modern" movement that flourished from the 1940s to the late 1960s. The movement became the foundation for the subsequent boom in exports of Danish design, that is still renowned all over the world to this day. Among other iconic designs by his contemporaries, Finn Juhl's sculptural shapes inspired by abstract art, came to define Denmark as a pioneering country within design.




"Presumably, the creative capabilities of a craftsman are the same as those of a sculptor. A chair is not just an industrial product in a space. It becomes form and space itself."

– Finn Juhl



Finn Juhl was greatly inspired by both modernism in art and functionalism in architecture. His genius was cross-pollinating these two fields, thus creating a completely new artistic and personal idiom. Like sculptures, Finn Juhl's designs are created to stand freely in a room and fit seamlessly into classic as well as modern interiors. At the same time, the furniture is designed with playful insight into practical function in any little detail. The chairs and sofas are carefully created to hold and support the human body, while enabling several comfortable ways to sit. His ambition was to design sculptural furniture with movement and life that was made to be lived in – not just looked at.

The result of Finn Juhl's approach became extravagant and colorful designs with organic shapes and daring details. In other words, pieces that are and will remain highly relevant.



OUR APPROACH

Venturing into Finn Juhl's design universe is like embarking on a joyful journey with constant surprises in terms of shapes, aesthetics and unique design details. Our passion is to relaunch Finn Juhl's furniture in a modern reality with respect for his legacy. The details of the furniture must be as fine and pure as if they came from the Mid-century cabinetmaker's workshop. However, our understanding of quality also includes durability of the highest standard. The relaunched pieces must be so strong that they can be enjoyed not only by people today, but for generations to come.

Today, our House of Finn Juhl collection is manufactured in Denmark and Japan. Our upholstered furniture, such as the Poet Sofa and the Pelican Chair, are entirely upholstered by hand in Denmark in the same tradition as originally intended. It requires years of experience, extensive knowledge and last, but not least, undying patience. Working with furniture upholstery is always a challenge, and even more so with furniture as organic as Finn Juhl's.

Our goal has always been to work with the best craftsmen. Luckily, we found that we can produce most of the Finn Juhl collection ourselves or with nearby partners. However, for the pieces adorned the most delicate details, we had to look beyond our borders. When it comes to almost surgical precision, a crucial prerequisite for Finn Juhl's challenging and organic shapes, our Japanese partners are the proud and patient experts.

With modern technology and excellent craftsmanship, we make Finn Juhl's vision come alive. Without this approach, it would not be possible to achieve the extraordinary finish and delicate details that were Finn Juhl's trademarks. Finn Juhl was aware that some of his designs were so delicate that it was impossible to achieve durability at the time, and he famously acknowledged;

"One should not despair over the fact that some of the developments one has hoped for were never produced but only became a beginning. Perhaps they will be revived some day in the future when the time is ripe."



GRASSHOPPER CHAIR 1938

Oak or walnut

Fabric or leather

W87×D101×H93 SH34 cm





PELICAN CHAIR 1940

Fabric or leather
Oak, walnut or black painted
W85×D76×H68 SH37 cm



PELICAN TABLE 1940

Solid walnut, Oregon pine, oak or black painted
Ø63×H45 cm





POET SOFA ¹⁹⁴¹

Fabric or leather

Round or tapered legs in walnut, oak or black painted

W136×D80×H87 SH38 cm



LITTLE MOTHER SOFA 1945

Fabric
Walnut, oak or black painted

2-seater
W136×D86×H78 SH41 cm

LITTLE MOTHER SOFA 1945

Fabric
Walnut, oak or black painted

3-seater
W216×D86×H78 SH41 cm





45 CHAIR 1945

Walnut or oak

Fabric or leather

W66.5×D73×H88 SH42 cm



KAUFMANN TABLE 1945

Tabletop in walnut veneer with solid edges
Frame in oak with footrest in brass
Wooden toes in walnut
L202×W94×H71.5 cm





NYHAVN DESK ¹⁹⁴⁵

Oak, walnut, Oregon pine veneer or black linoleum with matching wooden toes
Painted steel legs in black, orange or light blue with
Tray unit with 3 drawers in a warm or cold range of colours

Desk

L136×W68×H72.5 cm

L170×W85×H72.5 cm

L190×W85×H72.5 cm

Tray unit

L43×W40×H26 cm



46 CHAIR ¹⁹⁴⁶

Oak or walnut

Fabric or leather

W52×D53×H82 SH44 cm

46 ARMCHAIR ¹⁹⁴⁶

Oak or walnut

Fabric or leather

W62×D53×H82 SH44 cm






46 SOFA ¹⁹⁴⁶

Fabric or leather

Walnut, oak or black painted

W132×D75×H80 SH42 cm



108 CHAIR 1946

Oak, walnut or black painted

Fabric or leather

W51×D46×H75 SH45 cm





109 CHAIR ¹⁹⁴⁶

Oak or walnut

Fabric or leather

W64×D46×H75 SH45 cm





ART COLLECTOR'S TABLE 1948

Table in walnut with solid frame and edges

Tabletop in veneer with a separate glass case

L62/124×W46×H60 cm





48 CHAIR ¹⁹⁴⁸

Oak/walnut or walnut

Leather or fabric

W69×D63×H80 SH44 cm



EYE TABLE 1948

Frame and edges in solid oak or walnut

Tabletop in veneer or black/white high gloss laminate

L90×W56×H50 cm





48 SOFA BENCH 1948

Oak/walnut or walnut

Leather or fabric

W125×D63×H80 SH44 cm



BOVIRKE TABLE 1948

Oak/walnut, oak or walnut

Optional extension leaves in veneer or solid oak or walnut

L140/238×W90×H73 cm






SILVER TABLE 1948

Tabletop in veneer with or without sterling silver inlays, incl. two extension leaves
 Tabletop: Teak - Frame: Oak
 Tabletop: Walnut - Frame: Walnut
 Tabletop: Oak - Frame: Oak (only available without silver inlays)
 L200/310×W140×H72.5 cm

EGYPTIAN CHAIR 1949

Oak or walnut
 Fabric or leather
 W55×D56×H89 SH45 cm





CHIEFTAIN CHAIR 1949
Oak or walnut
Leather
W100×D88×H92.5 SH34.5 cm

BUTTERFLY TABLE 1949

Solid walnut with a circular inlay in brass

L110×W46.5/69.3×H50 cm



CHIEFTAIN SOFA 1949

Oak or walnut

Leather

W148×D88×H92.5 SH34.5 cm



WALL SOFA 1950

Fabric

Powder coated steel tube in light grey


W192×D80×H102 SH37 cm





COCKTAIL BENCH 1951

Solid oak or walnut
L221×W44×H40 cm





COCKTAIL TABLE 1951

Frame and edges in solid oak or walnut
 Tabletop in veneer or high gloss laminate in white
 L160×W78×H50 cm



BAKER SOFA 1951

Fabric or leather
 Oak or walnut
 W195×D80×H98 SH44 cm

53 CHAIR 1953

Oak or walnut

Fabric or leather

W71×D77.5×H73 SH37.5 cm



53 SOFA 1953

Oak or walnut

Fabric or leather

W124×D77.5×H73 SH37.5 cm

77 SOFA 1953

Fabric

Burnished steel with toes in oak or walnut

2-seater

W133×D76×H77 SH42cm

3-seater

W192×D76×H77 SH42 cm



TABLE BENCH 1953

Oak, walnut, Oregon pine or black linoleum and matching wooden toes

Painted steel legs in black, orange or light blue

With or without brass edges

With or without cushion in fabric or leather

Small: L112×W45×H39 cm

Medium: L170×W45×H39 cm

Large: L225×W45×H39 cm

NYHAVN DINING TABLE 1953

Tabletop in veneer or linoleum with solid edges in oak, walnut or Oregon pine
Painted frame in black, orange or light blue with wooden toes
L170/278×W85×H72.5 cm



READING CHAIR 1953

Black painted or oak with back and top piece in walnut
Veneer seat or upholstered seat in fabric or leather
W52×D58×H74 SH43 cm

JAPAN SERIES 1953

Fabric

Oak or walnut

Chair

W61×D70×H78 SH35 cm

Sofa 2-seater

W121×D70×H78 SH35 cm

Sofa 3-seater

W180×D70×H78 SH35 cm

Footstool

W60×D53×H35 cm





PANEL SYSTEM ¹⁹⁵³

Panels and shelves in teak, walnut, oak, ash, Oregon pine veneer or painted

Panels also available with fabric

Shelf supporters in burnished steel

Cupboard: Body in teak, walnut, oak or Oregon pine veneer

Sliding doors: White/yellow, white/light blue or veneer

Start panel: W78/80×D4×H200 cm

Running panel: W78/79×D4×H200 cm

Endlists: W2.8/5.6×D3×H200 cm

Shelf 22 cm: W78×D22×H1.9 cm

Shelf 28cm: W78×D28×H1.9 cm

Shelf 45cm: W78×D45×H1.9 cm

Cupboard: W157×D45×H30.7 cm

Bookend: W1×D25.3×H6 cm





SIDEBOARD 1953

Teak, oak, walnut or Oregon pine veneer w/ matching wooden toes

Legs in painted steel in black, orange or light blue

Sliding doors in white/yellow, white/light blue or veneer

Tray unit w/ six drawers in a warm or cold range of colors

L176.5×W46.7×H89.5 cm





FRANCE CHAIR 1956

Oak, black painted oak, smoked oak or walnut

Fabric or leather

W80×D72×H81 SH38 cm





57 SOFA 1957

Fabric or leather

Stainless or burnished steel w/ wooden toes in walnut or oak

W234×D83×H86 SH38 cm



GLOVE CABINET 1961

Solid Japanese cherry wood with a knob in wengé and drawers in a warm and cold range of colors
Legs in burnished steel and wheels and fittings in brass
W69.2×D34.8×H51.7 cm



CIRCLE RUG 1963

Hand-tufted in looped 100% pure new wool from New Zealand
Colors in grey/black, yellow/orange, blue/navy or beige/nature

L175×W175 cm

L245×W175 cm

TRAY TABLE 1965

Tabletop in veneer or high gloss laminate in white/black, white/light blue, white/light green
All with solid edges in walnut

Frame in stainless steel

L50×W50×H33 cm





House of Finn Juhl is part of Onecollection

HQ

Onecollection A/S
Vesterled 19
6950 Ringkøbing
Tel: +45 70 27 71 01
info@finnjuhl.com
www.finnjuhl.com

SHOWROOM

House of Finn Juhl
Showroom and office
Gothersgade 9
1123 København K

Printed in Denmark by Clausengrafisk



Photo Credits - Photographers & Locations

Photographer Pernille Greve, Stylist Lone Monna (P. 2) | Photographer Marianne Jacobsen (P. 17 + 55) | Photographer Mingophoto (P. 44) | Photographer Andreas Weiss (P. 65) | Designmuseum Danmark / Finn Juhl Archive (P. 4) | The Royal Danish Library (P. 5) | Broadcasting House, Copenhagen (P. 10 + 16 + 67) | Restaurant Barr, Copenhagen (P. 29) | Grand Hotel, Odense (P. 44) | Boundary - House of Finn Juhl, Bangkok (P. 63) | Staffan Tollgard, London (P.65) | Desiron Lizen, Liège (P. 66)



@houseoffinnjuhl
finnjuhl.com